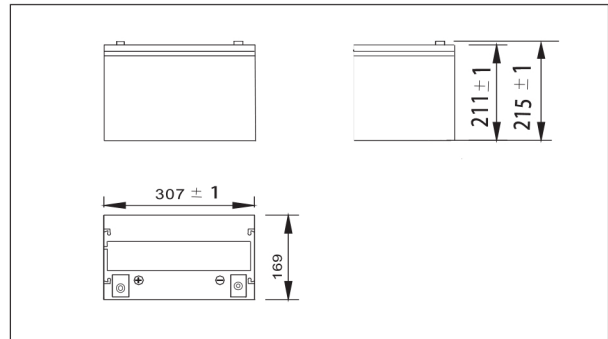


NP12-90(12V90AH)



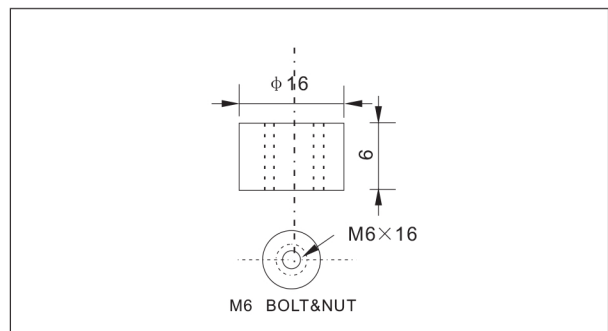
Outer dimensions (mm)



Specifications

Nominal Voltage		12V
Rated capacity (10 hour rate)		90 Ah
Dimensions	Total Height	215 mm (8.46 inches)
	Height	211 mm (8.30 inches)
	Length	307 mm (12.1 inches)
	Width	169 mm (6.65 inches)
Weight Approx		27 Kg (59.4lbs)

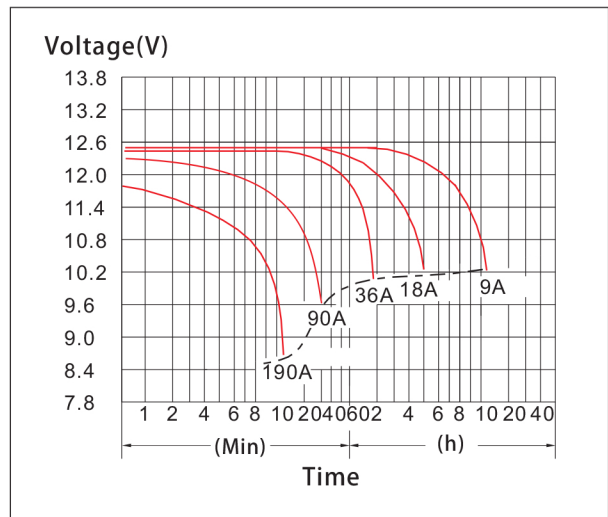
Terminal Type (mm)



Characteristics

Capacity 25°C(77°F)	10 hour rate(9.0 A)	90 AH
	5 hour rate(14.4 A)	72 AH
	1 hour rate(54.0 A)	54 AH
	1.5 hour discharge to 10.5V	33 A
Internal Resistance	Full charged Battery at 25°C(77°F)	6.2m Ω
Capacity affected by Temperature (10hour rate)	40°C(104°F)	102%
	25°C(77°F)	100%
	0°C(32°F)	85%
	-15°C(5°F)	65%
Self-Discharge at 25°C(77°F)	Capacity after 3 month storage	91%
	Capacity after 6 month storage	82%
	Capacity after 12 month storage	64%
Terminal	T16	
Charge (constant Voltage)	Cycle	Initial Charging Current less than 36 A Voltage 14.40-14.80V Time 14~16h
	Float	Voltage 13.50-13.80V

Discharge Curves 25°C(77°F)



Constant Current(Amp) and Constant Power(Watt) Discharge Table at 25°C(77°F)

Time		5min	10min	15min	30min	1h	2h	3h	4h	5h	8h	10h	20h
9.60V	A	288	190	153	102.6	54.0	31.5	23.1	18.0	14.9	10.53	9.45	5.10
	W	2975	2028	1641	1103	583	346	257	203	169	121	109	59.3
10.20V	A	279	171	144	98.1	50.8	30.1	22.5	17.6	14.6	10.26	9.27	4.95
	W	2948	1913	1613	1101	574	346	261	204	170	120	109	58.1
10.50V	A	245	153	126	91.8	49.1	29.3	22.0	17.3	14.4	10.17	9.09	4.95
	W	2671	1744	1439	1056	569	340	256	202	169	120	108	58.5
10.80V	A	221	144	117	84.6	47.5	28.6	21.4	17.0	14.0	9.90	9.00	4.86
	W	2479	1666	1350	980	553	335	253	201	166	117	107	57.9
11.10V	A	159	135	108	75.6	45.9	27.9	20.7	16.6	13.7	9.63	8.55	4.59
	W	1800	1567	1259	885	540	330	246	197	163	115	103.2	55.6